

MT. HARLAN MONOPOLE ESTATE - PINOT NOIR VINEYARDS

CALERA



Jensen

Four Hillside blocks, each with a different exposure.

13.8 acres

Pinot Noir

Mt. Harlan

Year Planted:
1975

Planted on 4 different rootstocks on an Eastern-facing slope.

de Villiers

Planted between Mills and Jensen, generally East-facing exposure.

15.6 acres

Pinot Noir

Mt. Harlan

Year Planted:
1997

Highest elevation going up to 2500 ft. Planted on a Southwest-facing slope.

Ryan

West/Southwest-facing exposure, with our highest vineyard reaching 2500 ft above sea level.

13.1 acres

Pinot Noir

Mt. Harlan

Year Planted:
1998

Planted on a variety of rootstocks with materials from the original Pinot Noir vineyards.

Mills

Southeast-facing exposure on a hillside slope towards Harlan Creek.

14.4 acres

Pinot Noir

Mt. Harlan

Year Planted:
1984

Planted on its own rootstock with materials from the original Pinot Noir vineyards.

Reed
(Winery Only)

Located on a northern-facing slope.

6.4 acres

Pinot Noir

Mt. Harlan

Year Planted:
1975

Limestone with a slight loamy quality.

Selleck
(Winery Only)

South/Southwest-facing exposure.

4.8 acres





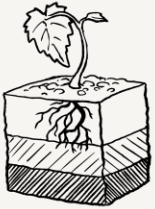
Pinot Noir

Mt. Harlan

Year Planted:
1975

Decomposed granite, limestone outcroppings—very rocky.

MT. HARLAN MONOPOLE ESTATE – WHITE VARIETAL VINEYARDS

<p>CALERA®</p>					
<p>Chardonnay</p>	<p>South/Southwest and Northeast-facing blocks, gentle slope</p>	<p>10.4 acres</p>	<p>Chardonnay</p>	<p>Mt. Harlan</p>	<p>Limestone</p>
<p>Viognier (Winery Only)</p>	<p>Southwest-facing slope</p>	<p>2.2 acres</p>	<p>Viognier</p>	<p>Mt. Harlan</p>	<p>Limestone</p>
<p>Aligotè (Winery Only)</p>	<p>Southwest and Northern exposures</p>	<p>.02 acres</p>	<p>Aligotè</p>	<p>Mt. Harlan</p>	<p>Limestone</p>